



## Volvo Car Customer Service

TJ Instruction VCC-376947-24

<b>Title</b>	Safety instructions for rescue work	<b>Page</b>	1 ( 5 )
<b>Action</b>	General safety information	<b>Operation number:</b>	

<b>Issue</b>	<b>Date</b>	<b>Reason</b>
1	2016-04	First issue

### Affected vehicles

<b>Model year</b>	<b>Model</b>	<b>Engine</b>	<b>Partner group</b>
2017	S90 (17-)	B4204T20, T23, T27 D4204T14, T23	America Europe International Nordic

Safety information

This document contains information about and location of the different types of stored energy (for example. pyrotechnical, fuel, and electric voltage) found in Volvo's different models. All emergency services personnel should be familiar with this document to avoid accidental activation or ignition during rescue actions. The information is not exact, it shall be regarded as general. The information shown applies to left-hand drive vehicles. On right-hand drive vehicles, certain parts may have reversed positions.

**Warning!** For emergency services personnel: Disconnect the battery and wait at least 30 seconds before starting work on the vehicle. This is to prevent inadvertent activation of pyrotechnical SRS components.

**Note!** Hardness in the members may vary between different models. In illustrations where several models appear with the same body structure, the variant with the hardest material is always shown.

1

2

3

4

5

6

7

1 . Airbags

2 . Danger zone

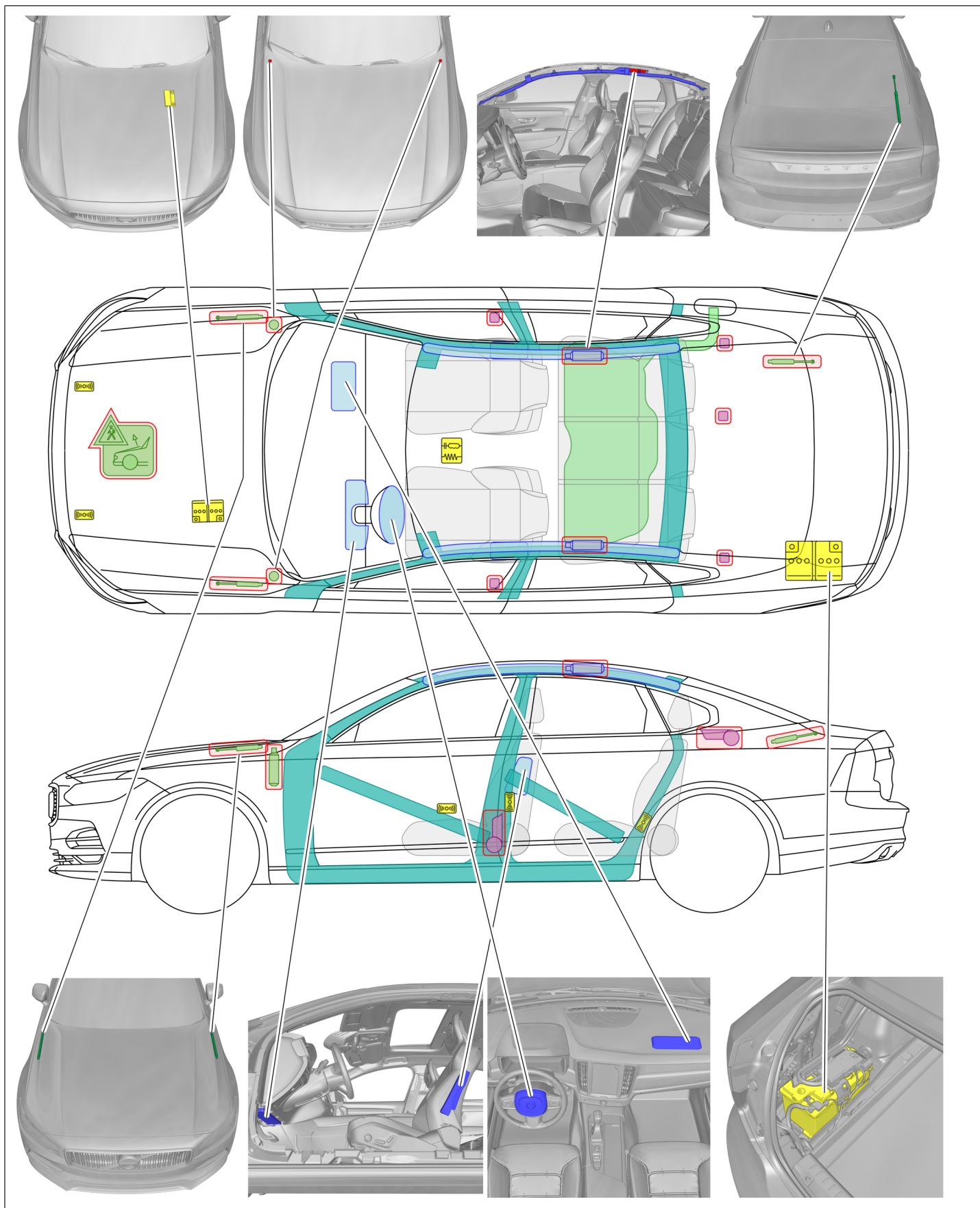
3 . Seat belt pretensioner

4 . Reinforcements

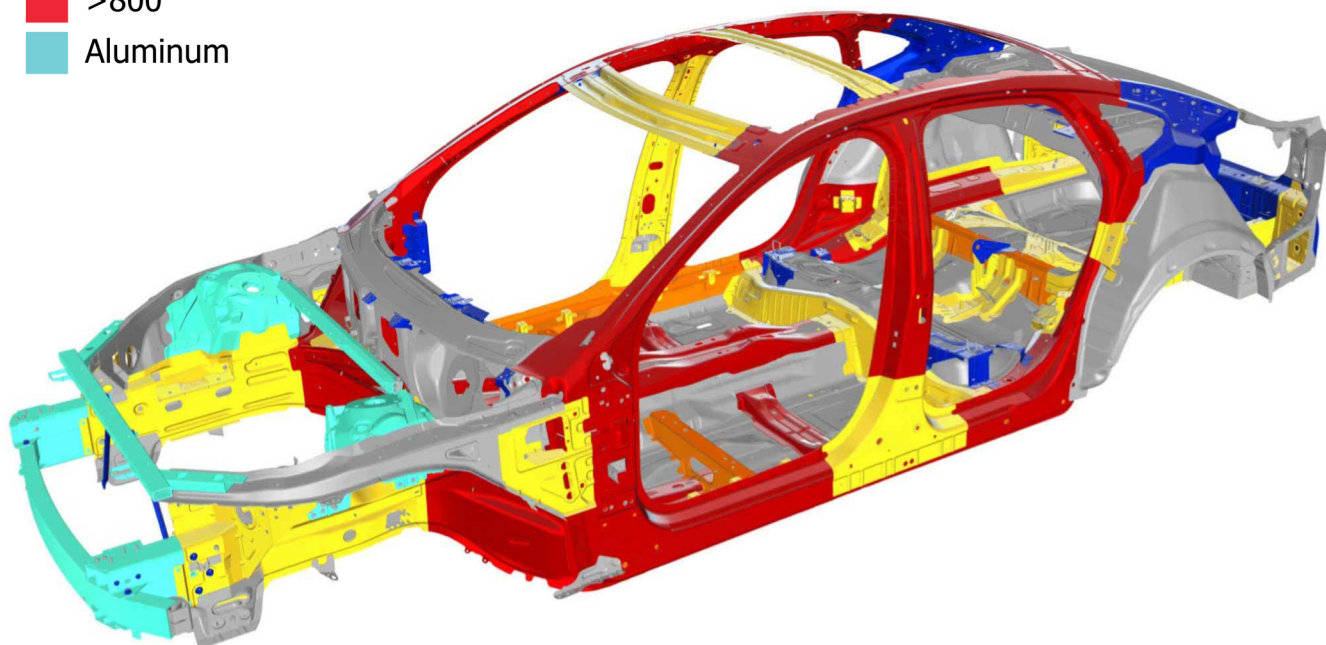
5 . Fuel


6 . Battery






7 . High voltage



- >180 <280
- >280 <380
- >380 <800
- >800
- Aluminum





 >180 <280  
 >280 <380  
 >380 <800  
 >800  
 Aluminum